

LOVE YOUR SENSES



passion
spas | exclusive collection

THE PASSION SPAS EXCLUSIVE STORY

PERSONAL COMFORT

PLEASING MASSAGE

PERFECT WATER

PRECISION MADE

PLANET FRIENDLY

PROTECTION FOR YOU

PERSONAL COMFORT AND DESIGN

The worlds most comfortable underwater seating in breathtaking designs.

Personal Comfort

We are passionate about every aspect of our spas beginning with our exclusive patent-pending seat designs. Way back when, if you thought sitting on your Grandmothers lap was comfortable wait until you experience the comfort of a Passion Exclusive Spa. Bold contours and sweeping armrests deliver you cutting edge ergonomics and the most comfortable underwater seating available today.

Daily use of a spa is a great way to relax. The Sense-a-Seats™ that can be found in our Passion Spas Exclusive Collection offer the perfect way to demolish stress and make you feel relaxed at the end of the day.

Premium Design

Our designers and engineers have taken special care to ensure that every aspect of our spa shell design maximizes interior space and personal comfort. In addition, Passion Exclusive Spas combine stunning curb appeal with an array of standard features and unique comfortable seating options.

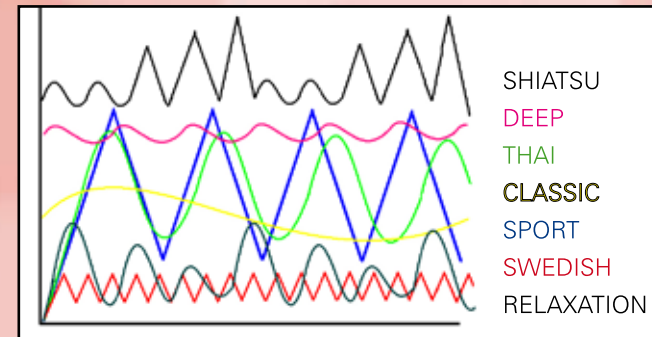


PLEASING MASSAGE

Select the massage that is just right for you with the AquaFlex Massage Technology™

AquaFlex Massage Technology™

Passion Exclusive Spas feature AquaFlex Massage Technology™ which is the ultimate in hot water hydrotherapy. AquaFlex Massage Technology™ includes state-of-the-art massage jets, pumps, air controls and plumbing. This cutting edge technology, coupled with the Passion Exclusive Spa Sense-a-Seats, allows you to individually customize your Passion Spa experience. Your experience is customized by using the Personal AquaFlex top side controls. The Personal AquaFlex top side controls allows you to program, at the touch of a button, the type and intensity of your massage. The choices range from a soft soothing therapy to a full invigorating massage. The Passions Spa's customization features also include 14 different additional pre-programmed massage patterns lasting up to 15 minutes each and include warm up and cool down cycles. Whether you select Deep Tissue, Swedish, Shiatsu or one of the other popular massages options, it's like having a personal masseuse right in your own backyard.



Choose your massage from 14 different styles

MASSAGE INTENSITIES:	MASSAGE RHYTHMS:	
Effleurage	Shiatsu:	A gradually increasing stroke to help correct imbalances
Petrissage	Deep:	A sustained, intense pressure to penetrate deep within tissues
Friction	Thai:	A rhythmic, pressing action that helps loosen tense muscles
Vibration	Classic:	A sweeping technique that relaxes and soothes your body
Percussion	Sport:	A pulsating pressure that stimulates and invigorates muscles
Triggering	Swedish:	A gentle technique that helps to improve circulation
Rolling	Relaxation:	A marvelous technique to help instill a meditative state

PERFECT WATER

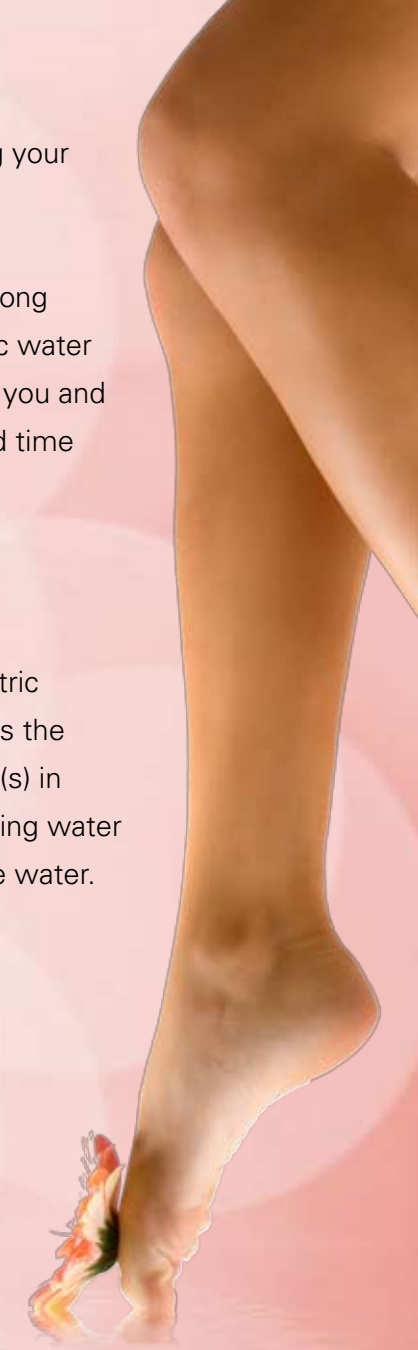
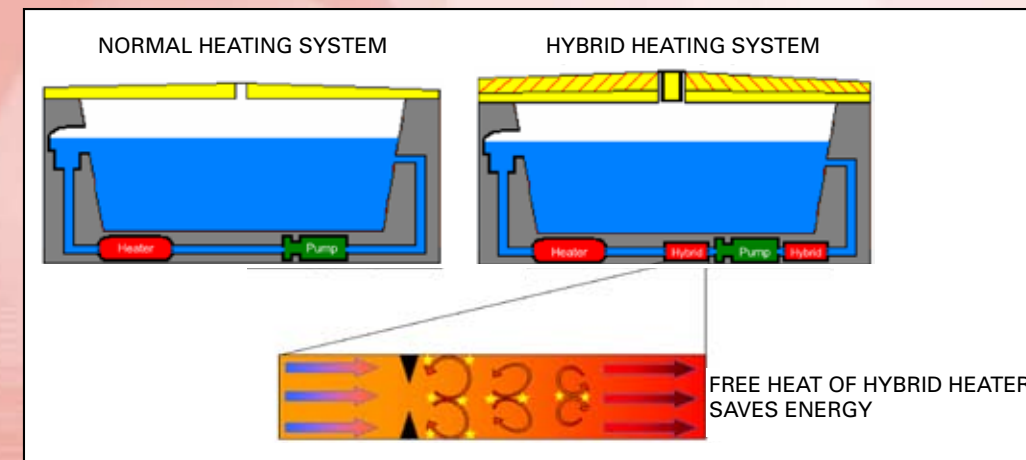
With the AquaPure Synergy Water Management System™ you can spend your time enjoying your spa, not maintaining it

The AquaPure Synergy Water Management System™ makes your Passion Exclusive Spa among the world's easiest to use and maintain. This advanced solution utilizes the latest in automatic water management methodologies and combines technologies that work in synergy to ensure that you and your family are enjoying the safest, cleanest, fresh smelling water, without the need to spend time and money putting chemicals in the water on regular basis.

PLANET FRIENDLY

Free heat from **Hybrid Technology™** saves energy

Our special approach to keeping the spa water hot includes a highly efficient immersion electric spa heating system. As an added benefit, the Thermal Barrier Insulating System encapsulates the perimeter of the spa and creates the ability to re-utilize the excess heat created by the pump(s) in the spa cavity. This is combined with a special friction heater that generates heat by disturbing water molecule movement. This is free heat which comes from the speed and movement from the water. This dramatically lowers the spas energy consumption and allows you to enjoy the benefits of hot water and hydrotherapy all while saving money and the environment.



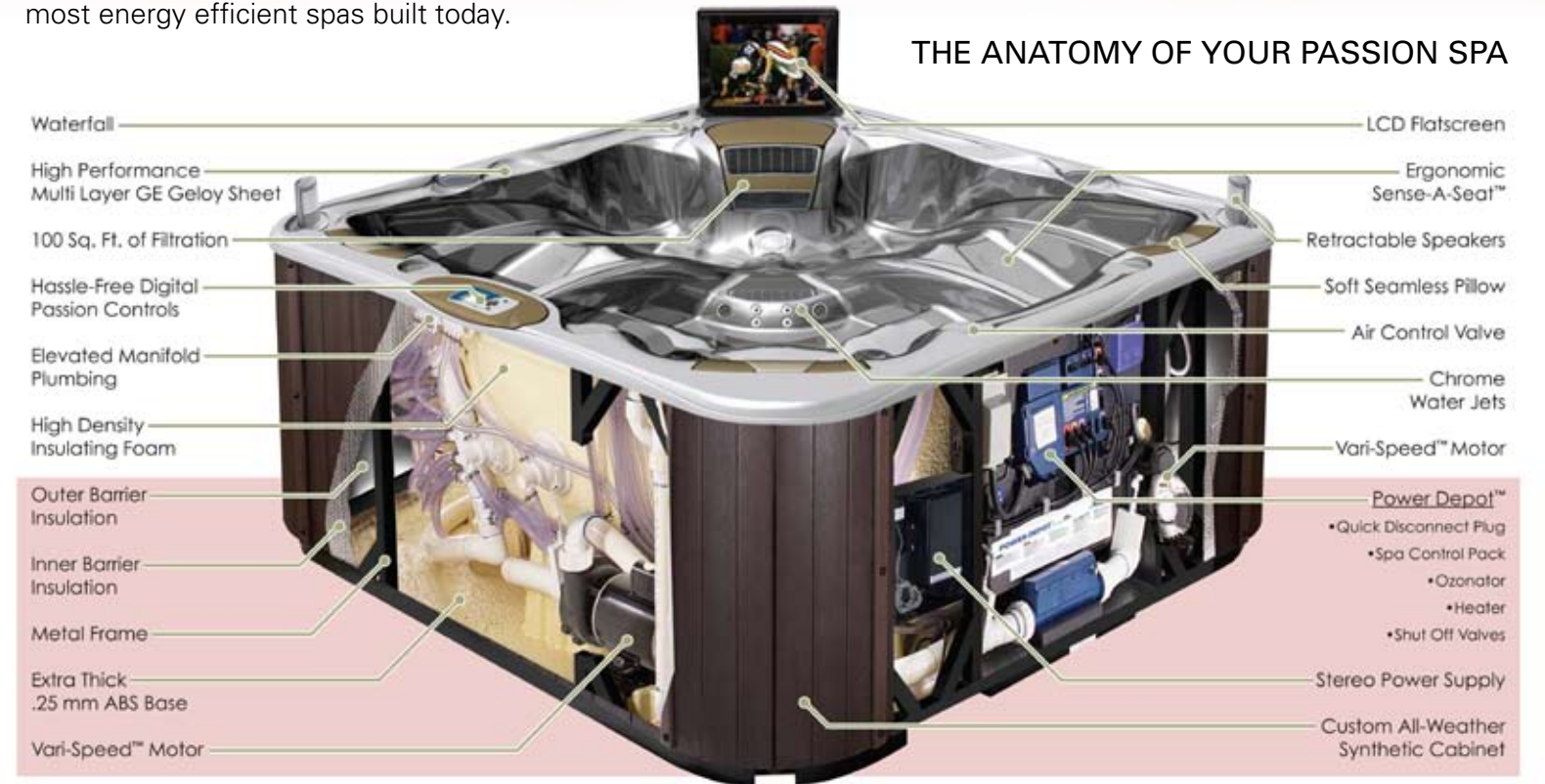


PRECISION MADE

The best built spas in the World. Passion Exclusive Spas are precision made and engineered resulting in a strong and silent spa. This makes it possible to enjoy the sound of your favorite music or the Dual Raindrop Waterfalls without the distraction of unwanted noise.

Integrated Metal Support Structure. Passion Exclusive Spas are constructed with a heavy duty metal support structure that is bolted to the Shell by an integrated blocking system that is manufactured into the shell. The Integrated Metal Support Structure's low profile design allows for a thicker insulation barrier which is vulcanized onto the perimeter walls creating one of the most energy efficient spas built today.

THE ANATOMY OF YOUR PASSION SPA



PROTECTION FOR YOU

All Passion Spa dealers have access to Passion Parts Depot Europe, where all possible parts of the spas are in stock. If necessary, these will be sent to the dealer within 24 hours. This ensures that if there is a problem, your dealer will be able to give you a quick and resolute solution.

SPECIFICATIONS



DREAM

- Dimensions: 236 x 236 x 94 cm
- Water Capacity: 1400 liters
- Multi-Layered Shell Construction
- Closed Cavity Thermal-Layered Insulation
- Insulated Foundation with Tower Shell Supports & Integrated Equipment Platforms
- Black Rhino TM Sure-Steel Support Structure
- Maintenance-Free Fully Insulated Exterior Cabinet
- StarBrite Interior Perimeter LED lighting
- 5 Seats, Including a Pair of sense-a-Seats
- 56 ALL-Active Rotational Hydrotherapy Jets with Styled Stainless Steel Trim
- 14 Built-in Massage Techniques to Replicate Professional Masseuses
- Power Depot Component Panel w/Easy Diagnostics
- Multiple Zoned Air Controls
- Cascading Water Fall
- 5-Part Thermazone Barrier Insulation for California Energy Commission Compliance
- Ozone Oxidation System for Cleaner Water
- Built-In Aqua Pure Maintenance System
- Digital One-Touch Passion Controls
- Soft, Two-Tone, Embossed Passion Pillows
- 100 Square Feet of Filtration
- Furniture-Grade, Maintenance-Free Cabinets Designed to Withstand Extreme Temperatures
- Airtight Molded Bottom
- Armrests With Wrist Jets
- Sole Oasis Ottoman With Foot Jets
- Gravity Floor Drain
- Luxury Headrests
- Programmable Filtration System with High-Volume Vortex Skimmer
- Two High-Flow 3 HP Pupms
- Intel-a-Flow Heating System
- LED Safety and Mood Light
- Heat Shield Insulated 12,5 cm Cover
- AquaCoustics Stereo System with two Pop Up Speakers

TECHNICAL SPECIFICATIONS

- Pump 1 / 2: Variable Speed Motor, 3 HP
- Pump 3: 2 speed
- Filtration: Two Single Cartridge
- Control System: IN.XE with K450 Topside
- Heating System: 4KW Heating
- Dry Weight: 415 Kgs - Filled Weight: 1740 Kgs
- Insulation: Double Thermal
- Electrical Requirements: 240 V / 3x 16 A



IMAGINE

- Dimensions: 229 x 198 x 89 cm
- Water Capacity: 11400 liters
- Multi-Layered Shell Construction
- Closed Cavity Thermal-Layered Insulation
- Insulated Foundation with Tower Shell Supports & Integrated Equipment Platforms
- Black Rhino TM Sure-Steel Support Structure
- Maintenance-Free Fully Insulated Exterior Cabinet
- StarBrite Interior Perimeter LED lighting
- 5 Seats, Including a sense-a-Seat
- 37 ALL-Active Rotational Hydrotherapy Jets with Styled Stainless Steel Trim
- 14 Built-in Massage Techniques to Replicate Professional Masseuses
- Power Depot Component Panel w/Easy Diagnostics
- Multiple Zoned Air Controls
- Cascading Water Fall
- 5-Part Thermazone Barrier Insulation for California Energy Commission Compliance
- Ozone Oxidation System for Cleaner Water
- Built-In Aqua Pure Maintenance System
- Digital One-Touch Passion Controls
- Soft, Two-Tone, Embossed Passion Pillows
- 100 Square Feet of Filtration
- Furniture-Grade, Maintenance-Free Cabinets Designed to Withstand Extreme Temperatures
- Airtight Molded Bottom
- Exclusive Whirlpool Jet
- Gravity Floor Drain
- Luxury Headrests
- Programmable Filtration System with High-Volume Vortex Skimmer
- Two High-Flow 3 HP Pupms
- Intel-a-Flow Heating System
- LED Safety and Mood Light
- Heat Shield Insulated 12,5 cm Cover
- AquaCoustics Stereo System with two Pop Up Speakers

TECHNICAL SPECIFICATIONS

- Pump 1: 2 Speed Motor, 3 HP
- Pump 2: Variable Speed Motor, 3 HP
- Filtration: Two Single Cartridge
- Control System: IN.XE with K450 Topside
- Heating System: 4KW Heating
- Dry Weight: 332 Kgs - Filled Weight: 1409 Kgs
- Insulation: Double Thermal
- Electrical Requirements: 240 V / 3x 16 A



FANTASY

- Dimensions: 219 x 219 x 94 cm
- Water Capacity: 1208 liters
- Multi-Layered Shell Construction
- Closed Cavity Thermal-Layered Insulation
- Insulated Foundation with Tower Shell Supports & Integrated Equipment Platforms
- Black Rhino TM Sure-Steel Support Structure
- Maintenance-Free Fully Insulated Exterior Cabinet
- StarBrite Interior Perimeter LED lighting
- 6 Seats, Including a sense-a-Seats
- 39 ALL-Active Rotational Hydrotherapy Jets with Styled Stainless Steel Trim
- 14 Built-in Massage Techniques to Replicate Professional Masseuses
- Power Depot Component Panel w/Easy Diagnostics
- Multiple Zoned Air Controls
- Cascading Water Fall
- 5-Part Thermazone Barrier Insulation for California Energy Commission Compliance
- Ozone Oxidation System for Cleaner Water
- Built-In Aqua Pure Maintenance System
- Digital One-Touch Passion Controls
- Soft, Two-Tone, Embossed Passion Pillows
- 100 Square Feet of Filtration
- Furniture-Grade, Maintenance-Free Cabinets Designed to Withstand Extreme Temperatures
- Airtight Molded Bottom
- Dual Foot Jet Massage Pods
- Gravity Floor Drain
- Luxury Headrests
- Programmable Filtration System with High-Volume Vortex Skimmer
- Two High-Flow 3 HP Pupms
- Intel-a-Flow Heating System
- LED Safety and Mood Light
- Heat Shield Insulated 12,5 cm Cover
- AquaCoustics Stereo System with two Pop Up Speakers

TECHNICAL SPECIFICATIONS

- Pump 1: 2 Speed Motor, 3 HP
- Pump 2: Variable Speed Motor, 3 HP
- Filtration: Two Single Cartridge
- Control System: IN.XE with K450 Topside
- Heating System: 4KW Heating
- Dry Weight: 344 Kgs
- Filled Weight: 1551 Kgs
- Insulation: Double Thermal
- Electrical Requirements: 240 V / 3x 16 A



SOUL MATE

- Dimensions: 224 x 165 x 89 cm
- Water Capacity: 760 liters
- Multi-Layered Shell Construction
- Closed Cavity Thermal-Layered Insulation
- Insulated Foundation with Tower Shell Supports & Integrated Equipment Platforms
- Black Rhino TM Sure-Steel Support Structure
- Maintenance-Free Fully Insulated Exterior Cabinet
- StarBrite Interior Perimeter LED lighting
- 2 Sense-a-Seats
- 31 ALL-Active Rotational Hydrotherapy Jets with Styled Stainless Steel Trim
- 14 Built-in Massage Techniques to Replicate Professional Masseuses
- Power Depot Component Panel w/Easy Diagnostics
- Multiple Zoned Air Controls
- Cascading Water Fall
- 5-Part Thermazone Barrier Insulation for California Energy Commission Compliance
- Ozone Oxidation System for Cleaner Water
- Built-In Aqua Pure Maintenance System
- Digital One-Touch Passion Controls
- Soft, Two-Tone, Embossed Passion Pillows
- 100 Square Feet of Filtration
- Furniture-Grade, Maintenance-Free Cabinets Designed to Withstand Extreme Temperatures
- Airtight Molded Bottom
- Gravity Floor Drain
- Luxury Headrests
- Programmable Filtration System with High-Volume Vortex Skimmer
- Two High-Flow 3 HP Pupms
- Intel-a-Flow Heating System
- LED Safety and Mood Light
- Heat Shield Insulated 12,5 cm Cover
- AquaCoustics Stereo System with two Pop Up Speakers

TECHNICAL SPECIFICATIONS

- Pump 1: Variable Speed Motor, 3 HP
- Pump 2: Variable Speed Motor, 3 HP
- Filtration: Two Single Cartridge
- Control System: IN.XE with K450 Topside
- Heating System: 4KW Heating
- Dry Weight: 297 Kgs
- Filled Weight: 1019 Kgs
- Insulation: Double Thermal
- Electrical Requirements: 240 V / 3x 16 A



DREAM

The pinnacle of extravagance, this is a spa for those with discriminating taste. A spa that deliciously combines convention and innovation, the Dream is the ultimate escape.

Bold colors, the most up to date features, and extraordinary comfort; The Dream is an unparalleled sensation.



PASSION

- Colors
- * Cameo White- Grey cabinet
 - * Cappuchino - Mahogany cabinet
 - * Midnight Mist - Grey cabinet



IMAGINE

The Imagine sets itself apart from the rest of the Exclusive Collection with its unique Whirlpool Jet, which adds swirling hydrotherapy throughout the spa. This spa is an aquatic oasis for six people.



Colors
* Cameo White- Grey cabinet
* Cappuchino - Mahogany cabinet
* Midnight Mist - Grey cabinet

PASSION



FANTASY

The Fantasy offers an enchanting getaway for up to six friends and relatives. Let it inspire you with its sleek curves and progressive design.



- Colors
- * Cameo White- Grey cabinet
 - * Cappuchino - Mahogany cabinet
 - * Midnight Mist - Grey cabinet

PASSION



SOULMATE

The Soul Mate is an ideal release to rejuvenate, whether it be much needed alone time or with someone you love.

With two of our patent-pending Sense-a-seats, the Soul Mate is cozy and comfortable, but still possesses as much innovation as in the rest of the models in the Exclusive Collection.



Colors
* Cameo White- Grey cabinet
* Cappuchino - Mahogany cabinet
* Midnight Mist - Grey cabinet

PASSION



PASSION COLLECTION

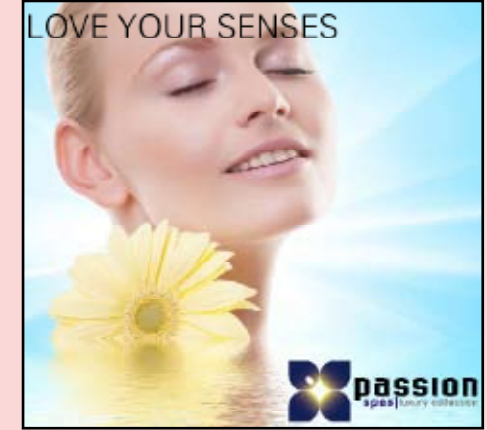
SAUNA



BLISS
CHEER
SMILE
JOY




PLEASURE
HAPPY
DELIGHT
ADMIRE




AMORE
ENERGY
SPIRIT
EXCITE
DESIRE



SAUNA





passion
spas | love your senses

Fonteyn • Meervelderweg 52 • 3888 NK Uddel • The Netherlands

Phone: 0031 577 456040 • info@passionspas.com

www.passionspas.com

CE

